

## Kelvion Shell & Tube Single ComFin

# COMPACT & STRONG THE SPACE SAVING SOLUTION



## DESIGN & FUNCTION

Kelvion Shell & Tube Single ComFin combines the advantages of a shell & tube heat exchanger with a compact fin design, resulting in a highly efficient and space-saving solution. You can choose a standardized or customized design to best suit your application.

Single tubes and special fins are built together in one robust cooler bundle. This construction, together with optimized tolerances, produces a highly efficient and compact heat exchanger – up to 75% smaller than a conventional tubular heat exchanger with plain tubes.

This heat exchanger type offers major advantages for applications where oil or air has to be cooled. The enlarged surface on the shell side compensates the lower heat transfer value of such media.

## BENEFITS

- ▶ EXCELLENT TRACK RECORD
- ▶ PROVEN COOLER CONCEPT
- ▶ MODULAR DESIGN
- ▶ GLOBAL PRESENCE AND SERVICE NETWORK
- ▶ GOOD RESISTANCE TO VIBRATIONS & SHOCKS
- ▶ EASY INSPECTION / CLEANING ON TUBE SIDE
- ▶ LOW PRESSURE DROP ON OIL SIDE
- ▶ DOUBLE O-RING CONSTRUCTION:  
NO INTERMIXING OF FLUIDS

# PRODUCT TYPES

**S&T Single ComFin P - Series**  
Standardized shell design

- **PF Type**
- PFR Type

**S&T Single ComFin N - Series**  
Customized shell design

- NF Type

**S&T Single ComFin**  
Special solutions

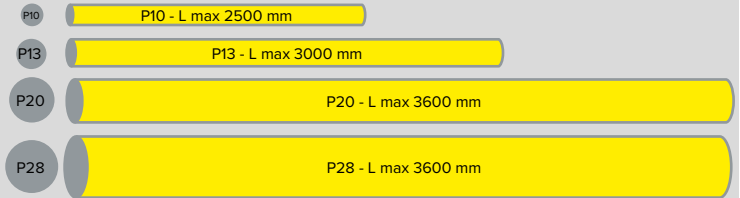
**S&T Single ComFin**  
Insert Bundles

## S&T SINGLE COMFIN - PF

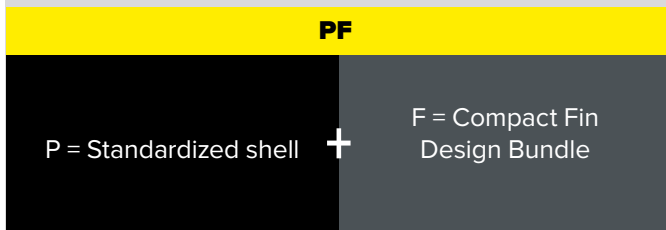
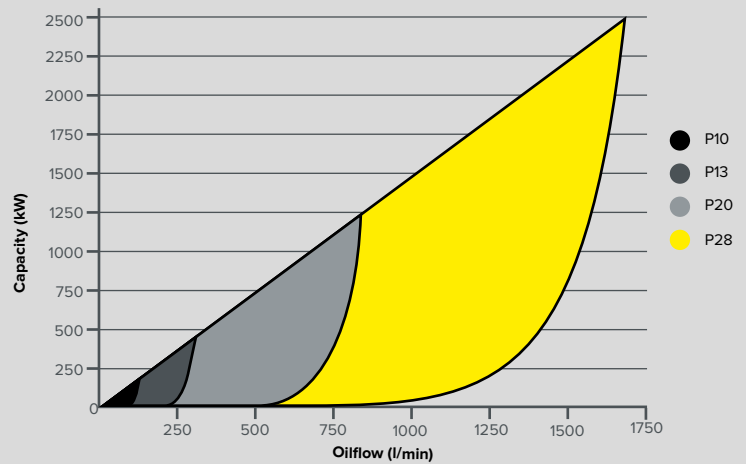
The PF Type, which combines a P Type shell with a compact fin bundle, is the standardized, short-delivery product for various oil and air cooling applications.

The heat exchanger shell consists of a steel pipe with cast end pieces at each side, which are bonded together mechanically.


A non-welded mechanical connection provides accurate tolerances. The shells are resistant to pressures up to 25 bar. We can provide different shell diameters and lengths to suit a wide range of design requirements.



Length from 250 mm up to 3600 mm



## PF TYPE | OPTIONS



Materials	
<b>Tubes</b>	Copper nickel 90/10, copper nickel 70/30 or stainless steel; optional inside phenolic coating
<b>Covers</b>	Cast Iron or bronze/brass with anodes
<b>Shell</b>	Nodular casting / carbon steel
<b>Tube sheets</b>	Seawater-resistant brass, carbon steel or stainless steel
<b>O-ring</b>	Viton or Neoprene
<b>Fins</b>	Aluminum, copper

Design Data	Shell side	Tube side
<b>Design Pressure</b>	up to 25 bar(g)	10 bar(g)
<b>Design temperature</b>	up to 200 °C	up to 110 °C

Media	
<b>Shell side</b>	Oil (lube, fuel, hydraulic), air
<b>Tube side</b>	Water (closed circuit water, clean water, open or sea water)