



Goedhart® ZFB / ZFZ air coolers

# CUSTOMIZED AIR COOLERS COOLING & FREEZING (FEZN)



## YOUR BENEFITS

- ▶ **Powerful when needed:**  
High performance due to application-suited circuit design
- ▶ **Optimized heat exchanger geometry and an aerodynamically integrated fan system:** Higher specific power, reduced fan speed and air velocity through the coil and significantly reduced current consumption
- ▶ **Variable air direction** of all fan variants – blow-through as draw-through
- ▶ **For cooling and freezing application** like food & beverage distribution centers, logistics centers, leisure and production shop floors
- ▶ **Flexible power spectrum** due to a numerous of variants and configuration possibilities
- ▶ **Long-term assurance:** highly efficient, ErP 2015 fans
- ▶ **Easily accessible and easy to clean components:**  
Hinged drip tray prepared, easy removable cover plates
- ▶ **Easy installation:** Delivered on a wooden frame for easy mounting
- ▶ **Customize** the air cooler with many available options and accessories

## CAPACITY RANGE



**3,2 kW - 75 kW**

$t_{Li}=0^{\circ}\text{C} \mid t_o=-8^{\circ}\text{C} \mid \text{DT}=8\text{K} \text{ [SC2]} \mid \text{NH3 pump}$



**2 kW - 70 kW**

$t_{Li}=0^{\circ}\text{C} \mid t_o=-8^{\circ}\text{C} \mid \text{DT}=8\text{K} \text{ [SC2]}$

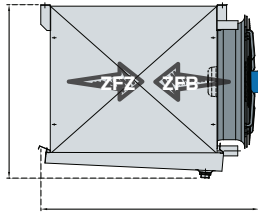
**Coolant**

**3,4 kW - 95 kW**

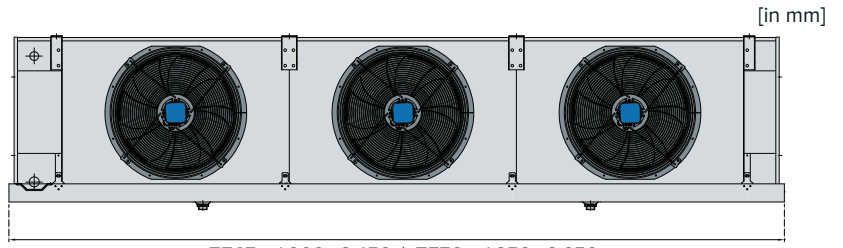
$t_{Li}=5^{\circ}\text{C} \mid t_{in}=-7^{\circ}\text{C} \mid t_{out}=-4^{\circ}\text{C} \mid \text{E-glycol 37\%}$

# AIR DIRECTION & DIMENSIONS

ZF45 = 720  
ZF50 = 840  
ZF56 = 840  
ZF63 = 1080




ZF45 = 725-1.085  
ZF50 = 825-1.185  
ZF56 = 935-1.295  
ZF63 = 925-1.285



ZF45 = 1.206 - 3.456 | ZF50 = 1.256 - 3.656  
ZF56 = 1.556 - 3.756 | ZF63 = 1.656 - 4.056

## FANS

- ▶ AC Technology
- ▶ EC Technology
- ▶ Rapid Cooling
- ▶ Deep Freezing
- ▶ ATEX
- ▶ 60 Hz



Ø 450 mm  
Ø 500 mm  
Ø 560 mm  
Ø 630 mm

## HEAT EXCHANGER

- ▶ **Coil block:** Steel tubes & fins, hot dipped galvanized
- ▶ **Tube System:** Aligned - 22 mm o.d.
- ▶ **Tube spacing:** 60 x 60 mm
- ▶ **Fin spacing:** [in mm]  
6,0 | 8,0 | 10,0 | 12,0

## DEFROST

DEFROST	FAN	COIL	DRIP TRAY
ELECTRIC	✓	✓	✓
HOT GAS		✓	✓
WATER		✓	✓
SECUNDAIR CIRCUITING		✓	

## VARIANTS & ACCESSORIES

- ▶ Defrost sock (Adapter connection, integrated) -draw
- ▶ Air throw streamer -draw
- ▶ Diffusor (with air operated damper) -blow
- ▶ Hinged fans and/or driptray
- ▶ Polyester driptray
- ▶ Suction hood fan side (-blow) or fin side (-draw)
- ▶ Insulated drip tray (with anti-condensation heating)
- ▶ Feet for floor mounting and insulation disks

## MATERIALS

MATERIAL	TUBE	FINS	CASING	END PLATE	FAN GUARD
Aluminum			✓		
Steel hot dipped galvanized	☑	☑		☑	
Aluminum			✓		
Aluminum Almg			✓		
Steel sendzimir zinc-plated			☑		
Epoxy spray finishing (White)			✓		
Epoxy spray finishing (RAL 9005)					☑
Stainless Steel V2A (304)			✓		✓
Stainless Steel V4A (316)			✓		

☑ Standard execution | ✓ Available as a variant

## NOTE

With the **Goedhart selection program** you can select accurately and in detail the right equipment and spare parts for your customer.

The program supports you in reliable project planning and saves time in detail design.

[www.kelvion.com](http://www.kelvion.com)